



How you receive item AD573:

Step 1: Separate A & B from C




Should be left with the image below

Step 2: Insert letter E & F inside Letter C crossing each one over.



Should be left with the image below

Step 3: - Attach letter F & A together, and then attach letter B & E together.



Should be left with the image below

